

Glimpses of Berhampur Municipal Corporation Budget



Population Growth in Berhampur City

355823 in 2011 Census (Provisional)
307792 in 2001 Census

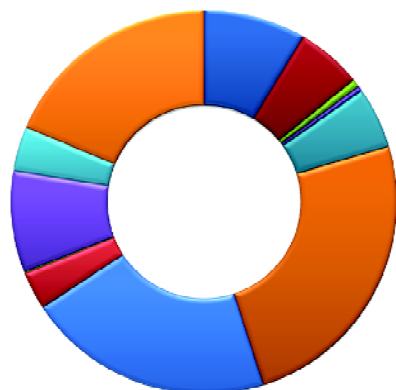
What is the trend in Berhampur Municipal Corporation Budget? (Rs. in lakhs)















What is the income in Berhampur Municipal Corporation Budget? (Rs. in lakhs)



In which areas Berhampur Municipal Corporation has got allocation? 2013-14 BE (Rs. in Lakhs)



 Garbage Collection - 710 (8.3%)	 Roads and bridges - 1700 (20%)
 Solid Waste Management - 450 (5.3%)	 Street Lighting - 260 (3%)
 Drainage - 55 (.65%)	 Park - 10 (.12%)
 Public Toilet - 37 (.44%)	 Livelihood - 700 (8.2%)
 Water Supply - 420 (4.9%)	 Infrastructure - 305 (3.5%)
 Housing - 2020 (23.7%)	 Assistance Projects - 1535 (18%)

Major issues in budget allocation and expenditure

- Own income of BMC has significantly reducing. The income growth rate was 17.4% in 2001-02 but it is -3% in 2013-14.
- BMC is totally dependent on grant-in-aid, 73% (Rs. 9800 lakhs) of income comes from state and central government.
- Per capita income of BMC has been increasing, Rs. 325 in 2000-01(2001 census) and ten times to Rs. 3025 (2011 census) in 2013-14.
- Sanitation remains very low priority with expenditure of only 14.74% (Rs. 1252 Lakhs) while in roads and bridges it is Rs. 1700 lakhs.
- Expenditure in water supply remains only at Rs. 420 lakhs (4.95%) which is fairly less as compared to the severity of water problems in the city.
- Commitment for slum free city remains gloomy with only expenditure of 23.78% in housing (IHSDP and RAY) for 137 slums and informal settlements in the city.
- Livelihood expenditure for the urban poor is only 8.24% (Rs. 700 lakhs) is significantly low as compared to its slum population 1,17,541 (30.5%)
- Expenditure in street lighting remain much less than others i.e. only 3% (Rs.260 lakhs) where as in parks for public amusement remain very low i.e. Rs. 10 lakhs (0.12%).

What we want

- Mandatory public disclosure of budget documents and allocation before its approval by the corporation
- Ensure citizen participation through 'ward committees' and public consultation in budget making process and allocation
- Increase budget allocation for the urban poor and specific basic service like water, sanitation (garbage, drainage and public toilet), housing and transportation.
- Implement 'development outcome budget' to measure the money spent and the results which follow to ensure effective government management and accountability.