



# REPORT OF SOCIAL AUDIT OF 'PERFORMANCE OF MEMBERS OF PARLIAMENT' IN ODISHA



**YOUTH FOR SOCIAL DEVELOPMENT**

*Inform Enable Engage*

## **Report of Social Audit of 'Performance of Members of Parliament' in Odisha**

*Published*  
**July' 2015**

*Research*  
**Ratneswar Sahu**  
**Bibhu Prasad Sahu**

*Advisory in puts*  
**Dr. Srikant Patibandla**

*Published by*  
**Youth for Social Development**  
6<sup>th</sup> Medical Bank Colony, Bapuji Nagar  
BERHAMPUR-760004  
Ganjam, Odisha, India  
Tel: 0680-3205464/2283398  
E-mail: [info@ysdindia.org](mailto:info@ysdindia.org) /[ysdbam@gmail.com](mailto:ysdbam@gmail.com)  
Website: [www.ysdindia.org](http://www.ysdindia.org)  
[www.facebook.com/ysdindia](http://www.facebook.com/ysdindia)  
[Twitter.com/ysdindia](https://twitter.com/ysdindia)

*Copy right*



This work is licensed under the Creative Commons Attribution-Non Commercial-Share Alike 4.0 International License.

## Contents

• Introduction	4
• Objectives	4
• Scope and Methodology	4
• Limitations	5
• Major Findings: Participation	5
• Major Findings: MPLAD Fund Utilisation	9
• Sector wise Utilisation	10
• Regions wise Utilisation	13
• Experience and utilisation	13
• Sansad Adarsha Gram Yojana	14
• Overall Performance	15
• Education Vs Performance	16
• Gender analysis of MPs Performance and Utilisation	16
• Overall Performer Vs MPLAD Fund Utilisation	17
• Conclusion and Suggestions	17

## Introduction

Provisions have been made in Indian Constitution for separation of powers among all the three organs of the government – Legislative, Executive and Judiciary. We are in an era of greater transparency and accountability. Power corridors where interest groups once operated behind an opaque maze of rules have to adjust to a new atmosphere of public scrutiny. The transparency tools like right to information and social audits are at the public disposal and governance can be closely monitored. Information and public audits are often quickly and widely shared and disseminated.

The performance analysis process is one of the instruments and testimony of our parliament members (MPs) that also stands as a key indicator of the healthy democracy and its legislative process. This social audit process of MPLAD funds was started by Youth for Social Development, a local NGO based in Odisha, during the end of 15<sup>th</sup> Lok Sabha. This small initiative also seeks to find out the patterns in MPLADS utilisation for the development of their respective constituencies in Odisha in the backdrop of existing regional imbalances in the state.

Currently a sitting MP can spend to a tune Rs. 25 crores in his term of five years in their respective constituencies based on their own discretion. Under this scheme the MPs are expected to create durable assets in their respective constituencies related to drinking water, electricity, libraries, primary education, public health, sanitation and roads among others. Recently the Prime Minister of India has introduced a new scheme Sansad Adarsha Gram Yojana (SAGY) with an objective to holistic development of the identified Gram Panchayats.

Such discretion to a legislator only undermines the separation of powers, as an MP is involved in executive work apart from the law making. Further there is a chance of the sitting MP spending the entire funds on ‘visible image building exercise’ so as to enhance the chances of furthering his/her ‘political cycle’ by improving the chances of winning again. This also means that the MP would undermine other local level institutions, for instance, like gram panchayat. While the above issues have been discussed largely, very little evidence is available with regard to the spending pattern of the MPs.

## Objectives

The basic objectives of this social audit are;

- To map performance of MPs based on their participation in parliamentary process and spending pattern of MPLAD funds in Odisha (2014 to-2015)
- To examine the spending patterns by experience, sector-wise and region-wise;
- To draw public attention and to advocate for more transparency and accountability of MPs in Odisha

## Scope and Methodology

The present study is limited to 21 MPs in Odisha – Lok Sabha (Lower House of the Parliament) for a period of one year 2014-15. The performance audit of the MPs of Odisha on the basis of three key parameters like attendance<sup>1</sup> in parliament sessions, participation in debate<sup>2</sup>, questions asked<sup>3</sup> and

---

<sup>1</sup> The member signs the register, maintained for this purpose by the Secretariat of the House of the People on all the days of the session of the House for which the allowance is claimed. A member who has been present in the House for the entire day but forgot to sign the Register is not entitled to allowance.

the utilisation of MPLAD funds<sup>4</sup>. Each parameter gets the highest score of 25 and the total maximum score adds up to 100. Score for each MP is calculated based on their performance under each aspect mentioned above. Finally the rank has been drawn based on their score e.g. below 30 means poor, 31-50 is average, 51-70 score good, 71 and above is very good performance.

The study used secondary data available on the MPLADS website <http://www.mplads.nic.in/sslapps/mpladsworks/masterrep.ASP> regarding MPs expenditure under MPLADS. The expenditure data along with the sector wise expenditure details are analysed to understand spending patterns by an MP in his/her constituency. The spending pattern allows us to understand the most popular aspect that MPs utilise their funds. The study has also analysed region wise expenditure and experience and utilisation pattern.

## Limitations of the Study

The study primarily relied on the secondary data available on the <http://mplads.nic.in/> and <http://loksabha.nic.in/> website for the period of 2014-15 data has been taken for the analysis. The analysis has been limited to only the information (utilisation data) available till 31<sup>st</sup> May 2015.

## Major Findings: Participation

### *Performance- Attendance*

The members sign the register, maintained for this purpose by the Secretariat of the House of the People (Lok Sabha) on all the days of the session of the House for which the allowance is claimed. A member who has been present in the House for the entire day but forgot to sign the register is not entitled to allowance. In this one year period (2014 to 2015) the parliament runs for a total of 90 days including special session, budget and winter session.

- Out of 90 session days majority of the Odisha MPs attended most of the sessions.
- Shri. Jual Oram belonging to BJP and MP from Sundargarh has the worst performance score with 0.28 out of a total score of 25 for attendance. It is interesting to note that he attended only 1 day and Shri Rama Chandra Hansdah, MP (BJD) Mayurbhanja scored 8.91 with an attendance of 31 days.
- Among the other poor performer in attendance are Shri. Sidhant Mohapatra, MP (BJD) from Berhampur has scored 16.9 (61 days) and Shri. Baijyayant "Jay" Panda, MP (BJD) from Kendrapada scored 19.1 (69 days).
- Smt. Rita Tarai, MP (BJD) from Bhadrak, and Dr. Kulamani Samal MP (BJD) from Jagatsinghpur scored 25 out of 25 with full attendance.

---

<sup>2</sup> The Official Report of the Proceedings of the House i.e. Lok Sabha Debates is prepared by the Lok Sabha Secretariat under the authority of the Speaker. Rule 379 and Rule 382 of Rules of Procedure and Conduct of Business in the Lok Sabha provide that a full report of the proceedings of the House at each of its sittings would be published, got printed and distributed as soon as practicable in such form and manner as the Speaker, may from time to time direct.

<sup>3</sup> MPs ask questions in the parliament to raise issues of concern, to hold the government accountable to its actions and so on. Questions are admitted in the house by giving prior notice to the house's secretariat. But at times questions without notice can also be taken up in the house subject to the Speaker's discretion. Answers to the questions can be requested orally or in writing.

<sup>4</sup> MP can spend to a tune Rs. 25 crores in his term of five years in their respective constituencies based on their own discretion under the MPLAD fund.

**Table-1: Attendance of Members of Parliament of Odisha**

Name of the MPs	Constituency	Special Session		Budget session		Winter session		Budget session		Total		Performance Score Max (25)
		Signed	Not Signed	Signed	Not Signed	Signed	Not Signed	Signed	Not Signed	Signed	Not Signed	
Dr. Prabhas Kumar Singh	Baragarh	6		26	1	19	3	33	2	84	6	23.33
Shri Jual Oram	Sundargarh			1	26					1	89	0.28
Shri Nagendra Kumar Pradhan	Sambalpur	6		26	1	21	1	31	4	84	6	23.33
Smt. Sakuntala Laguri	Keonjhora	6		21	6	22		28	7	77	13	21.39
Shri Rama Chandra Hansdah	Mayurbhanja	6		25	2					31	59	8.91
Shri Rabindra Kumar Jena	Balasore	6		25	2	21	1	33	2	85	5	23.61
Shri Arjun Charan Sethi	Bhadrak	6		25	2	22		31	4	84	6	23.33
Smt. Rita Tarai	Jajpur	6		27		22		35		90	0	25
Shri Tathagata Satpathy	Dhenkanal	5	1	27		20	2	32	3	84	6	23.33
Shri Kalikesh Narayan Singh Deo	Balangir	4	2	24	3	21	1	32	3	81	9	22.5
Shri Arka Keshari Deo	Kalahandi	6		24	3	21	1	33	2	84	6	23.33
Shri Balabhadra Majhi	Nabarangpur	6		25	2	17	5	30	5	78	12	21.67
Shri Bhartruhari Mahtab	Cuttack	6		26	1	20	2	35		87	3	24.17
Shri Baijyayant "Jay" Panda	Kendrapara	5	1	19	8	16	6	29	6	69	21	19.17
Dr. Kulamani Samal	Jagatsingpur	6		27		22		35		90		25
Shri Pinaki Misra	Puri	3	3	22	5	19	3	31	4	75	15	20.83
Dr. (Prof) Prasanna Kumar Patasani	Bhubaneswar	6		25	2	15	7	29	6	75	15	20.83
Shri Ladu Kishore Swain	Aska	6		27		19	3	35		87	3	24.17
Shri Sidhant Mohapatra	Berhampur	5	1	19	8	17	5	20	15	61	29	16.94
Shri Jhina Hikaka	Koraput	6		27		16	6	22	13	71	19	19.72
Smt. Pratyusha Rajeshwari Singh	Kandhamal					18	4	34	1	52	5	22.81
<b>Total Session Days</b>		<b>6</b>		<b>27</b>		<b>22</b>		<b>35</b>		<b>90</b>		

Source: [http://164.100.47.132/members\\_attendance16/](http://164.100.47.132/members_attendance16/)

## Performance: Questions Asked

Asking of questions is an inherent and unfettered parliamentary right of members. It is during the Question Hour that the members can ask questions on every aspect of administration and Governmental activity. Government policies vis-a-vis national as well as international spheres come into sharp focus as the members try to elicit pertinent information during the Question Hour. MPs ask questions in the parliament to raise issues of concern, to hold the government accountable to its actions and so on. Questions are admitted in the house by giving prior notice to the house's secretariat. But at times questions without notice can also be taken up in the house subject to the Speaker's discretion. Answers to the questions can be requested orally or in writing. Hence, it is important for the members to engage the Government by asking questions of relevance for the larger good.

- MPs that asked the highest number of questions are Sri. Nagendra Kumar Pradhan, MP (189) from Sambalpur scored highest with 5.13, Shri Baijyayant "Jay" Panda, MP (BJD) from Kendrapada asked 164 questions scored 4.45, Shri Rabindra Kumar Jena, MP (BJD) from Balasore scored 3.37 by asking 124 questions and Shri Bhartruhari Mahtab, MP (BJD) from Cuttack scored 3.28 asking 121 questions.
- Sri Jual Oram (Sundargarh), Shri Tathagata Satpathy (Dhenkanal), Dr. Prasanna Ku. Patasani (Bhubaneswar), Shri Sidhant Mohapatra (Berhampur) and Smt. Pratyusha Rajeshwari Singh (Kandhalmal) have not raised a single question in the parliament in the last one year and hence are rated as poor performers in this category.

**Table-2: Questions asked MPs during 2014-15**

Name of the MPs	Constituency	Total Questions	Score (Max-25)
Dr. Prabhas Kumar Singh	Baragarh	7	0.19
Shri Jual Oram	Sundargarh	0	0.00
Shri Nagendra Kumar Pradhan	Sambalpur	189	5.13
Smt. Sakuntala Laguri	Keonjhora	85	2.31
Shri Rama Chandra Hansdah	Mayurbhanja	7	0.08
Shri Rabindra Kumar Jena	Balasore	124	3.37
Shri Arjun Charan Sethi	Bhadrak	28	0.76
Smt. Rita Tarai	Jajpur	19	0.52
Shri Tathagata Satpathy	Dhenkanal	0	0.00
Shri Kalikesh Narayan Singh Deo	Balangir	109	2.96
Shri Arka Keshari Deo	Kalahandi	28	0.76
Shri Balabhadra Majhi	Nabarangpur	8	0.22
Shri Bhartruhari Mahtab	Cuttack	121	3.28
Shri Baijyayant "Jay" Panda	Kendrapara	164	4.45
Dr. Kulamani Samal	Jagatsingpur	12	0.33
Shri Pinaki Misra	Puri	13	0.35
Dr. (Prof) Prasanna Ku. Patasani	Bhubaneswar	0	0.00
Shri Ladu Kishore Swain	Aska	4	0.11
Shri Sidhant Mohapatra	Berhampur	0	0.00
Shri Jhina Hikaka	Koraput	3	0.08
Smt. Pratyusha Rajeshwari Singh	Kandhamal	0	0.00

Source: <http://loksabha.nic.in/>

## Performance: Debate

The image that comes to our mind when we think of Lok Sabha is that of MPs fiercely arguing with each other. This image exists for a reason. The questions asked, grow into discussions and eventually lead to debates. There are allocated time slots in the Parliament's schedule for having discussions and debates. The Official Report of the Proceedings of the House i.e. Lok Sabha Debates is prepared by the Lok Sabha Secretariat under the authority of the Speaker. Rule 379 and Rule 382 of Rules of Procedure and Conduct of Business in the Lok Sabha provide that a full report of the proceedings of the House at each of its sittings would be published, got printed and distributed as soon as practicable in such form and manner as the Speaker, may from time to time direct.

- Shri. Bhartruhari Mahtab MP from Cuttack has participated in 64 debates and score highest with 8.56 followed by Shri. Rabindra Kumar Jena MP from Balasore scored 3.07 by participating in 23 debates.
- The participation in the parliamentary debates appears to be to very poor in the case of many MPs from Odisha.
- Shri. Arjun Charan Sethi (Bhadrak) is the worst performer in this category with zero participation debates, while Shri. Jhina Hikaka (Koraput) and Smt. Pratyusha Rajeshwari Singh (Kandhamal) have each participated only in a single debate.

**Table-3: MPs participation in debate 2014-15**

Name of the MP	Constituency	Participated in Debate	Participation Score (Max-25)
Bhartruhari Mahtab	Cuttack	64	8.56
Kalikesh Narayan Singh Deo	Balangir	5	0.67
Rabindra Kumar Jena	Balasore	23	3.07
Nagendra Kumar Pradhan	Sambalpur	11	1.47
Kulamani Samal	Jagatsingpur	18	2.41
Rita Tarai	Jajpur	2	0.27
Prasanna Kumar Patasani	Bhubaneswar	9	1.20
Arjun Charan Sethi	Bhadrak	0	0.00
Tathagata Satpathy	Dhenkanal	13	1.74
Arka Keshari Deo	Kalahandi	2	0.27
Ladu Kishore Swain	Aska	3	0.40
Baijyayant "Jay" Panda	Kendrapada	6	0.80
Prabhas Kumar Singh	Baragada	5	0.67
Sakuntala Laguri	Keonjhar	3	0.40
Balabhadra Majhi	Nabarangpur	8	1.07
Pratyusha Rajeshwari Singh	Kandhamal	1	0.13
Pinaki Misra	Puri	2	0.27
Jhina Hikaka	Koraput	1	0.13
Sidhant Mohapatra	Berhampur	3	0.40
Rama Chandra Hansdah	Mayurbhanj	3	0.40
Jual Oram	Sundargarh	5	0.67
<b>Total</b>		<b>187</b>	

Source: <http://164.100.47.132/LssNew/Debates/debates.aspx>

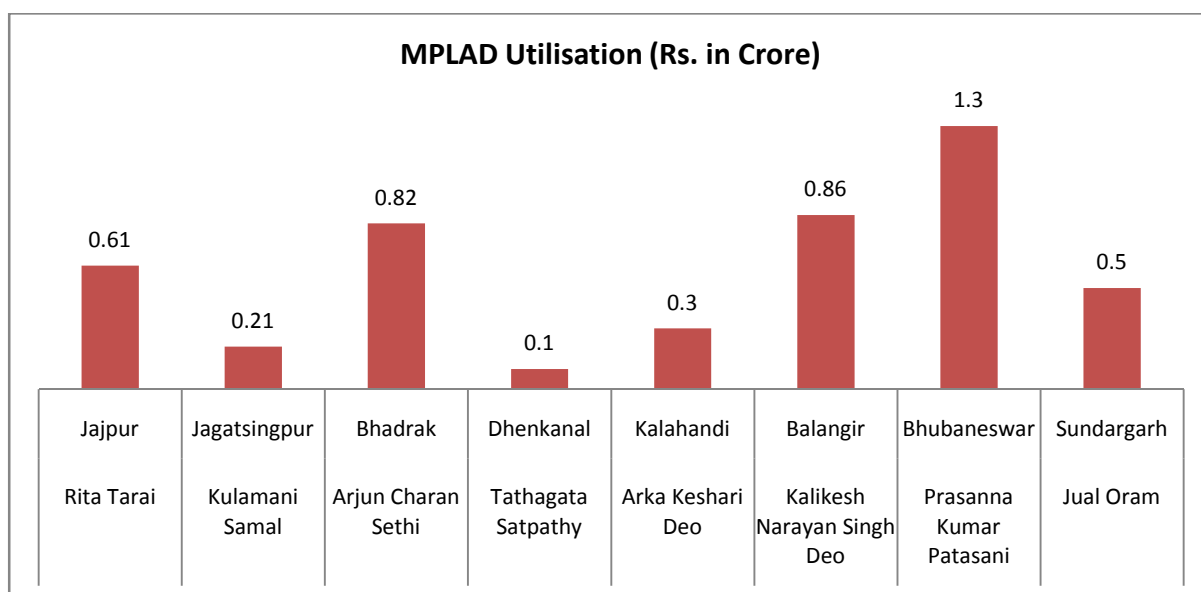


## Major Findings: MPLAD Fund Utilisation

### Utilisation

Currently a sitting MP can spend to a tune Rs. 25 crores in his term of five years in their respective constituencies based on their own discretion. Under this scheme the MPs are expected to create durable assets in their respective constituencies related to drinking water, electricity, libraries, primary education, public health, sanitation and roads among others. Recently the Prime Minister of India has introduced a new scheme Sansad Adarsha Gram Yojana (SAGY) with an objective to holistic development of the identified Gram Panchayats.

The Department of Statistics & Programme Implementation, Government of India is responsible for the implementation of the MPLADS at the national level. At the state level, State Planning Department is responsible, while at the district level, the District Collector is responsible for the implementation of the scheme. The concerned MP recommends the works based on the needs in her/his constituency to the district collector. The district collector identifies the implementing agency at the district level in order to implement the work recommended by the MP. Further the district collector is also responsible to maintain accounts under the MPLADS. In a way accountability also rests with the district collector.



In the 1<sup>st</sup> year of 16<sup>th</sup> Loka Sabha (2014 to 2015) the spending pattern of MPLAD funds by the MPs of Odisha looks depressing. Thirteen MPs have not spent a single rupee from the MPLADS. The eight MPs that utilised have only spent negligible amount.

- Dr. Prasanna Ku. Patasani MP from Bhubaneswar has spent the highest amount of Rupees 1.3 crore (25.74%) from his available MPLAD funds of Rupees 5.05 crores. Followed by Balangir MP Shri. Kalikesh N. Singh Deo spent 0.86 crores (17.2%) and Shri. Arjun Charan Sethi 0.82 crores (16.37%) of their share of MPLAD funds.
- Among the lowest utilised MPs Dhenkanal MP Shri. Tathagata Satapathy utilised MPLADS the least with 0.1 crore (4%) followed by Kalahandi MP Shri. Arka Keshari Deo with 0.3 crore (5.96%) and Jagatasinghpur MP Shri Kulamani Samal with 0.21 crore (8.3%).

**Table-4: MPLAD Fund Available, Recommended, Sanctioned and Utilisation (Rs. In Crore)**

Name of the MP	Constituency	Available	Recommended	Sanctioned	Expenditure	Spending (%)	Unspent
Ladu Kishore Swain	Aska	2.5	4.15	0.22	0	0	2.5
Rabindra Kumar Jena	Balasore	2.5	0	0	0	0	2.5
Siddhant Mahapatra	Berhampur	2.58	3.23	0.77	0	0	2.58
Arjun Charan Sethi	Bhadrak	5.01	4.52	2.46	0.82		4.19
Prasanna Kumar Patasani	Bhubaneswar	5.05	5.04	2.63	1.3		3.75
Kalikesh N Singh Deo	Bolangir	5	4.94	3.6	0.86		4.14
Bhartuhari Mahatab	Cuttack	2.5	0	0	0	0	2.5
Pratyusha Rajeswari Singh	Kandhamal	2.5	0	0	0	0	2.5
Tathagat Satpathy	Dhenkanal	2.5	2.7	0.61	0.1		2.4
Kulamani Samal	Jagatsingpur	2.53	2.56	0.88	0.21		2.32
Rita Tarai	Jajpur	5	5.89	2.2	0.61		4.39
Arka Keshari Deo	Kalahandi	5.03	5	1.83	0.3		4.73
Baijant Jaya Panda	Kendrapada	2.5	4.02	0	0	0	2.5
Sankuntala Laguri	Keonjhar	2.5	0	0	0	0	2.5
Jhina Hikaka	Koraput	2.5	0	0	0	0	2.5
Rama Chandra Hansdah	Mayurbhanj	2.5	0	0	0	0	2.5
Balabhadra Majhi	Nabarangpur	2.5	0	0	0	0	2.5
Prabhas Kumar Singh	Baragada	2.5	0	0	0	0	2.5
Pinaki Mishra	Puri	2.5	0	0	0	0	2.5
Nagendra Kumar Pradhan	Sambalpur	2.5	1.04	0	0	0	2.5
Juel Oram	Sundargarh	5	3.21	1.87	0.5		4.5
<b>Total</b>		<b>67.7</b>	<b>46.3</b>	<b>17.07</b>	<b>4.7</b>		<b>63</b>

Source: <http://mplads.nic.in/>

### Sector wise utilisation

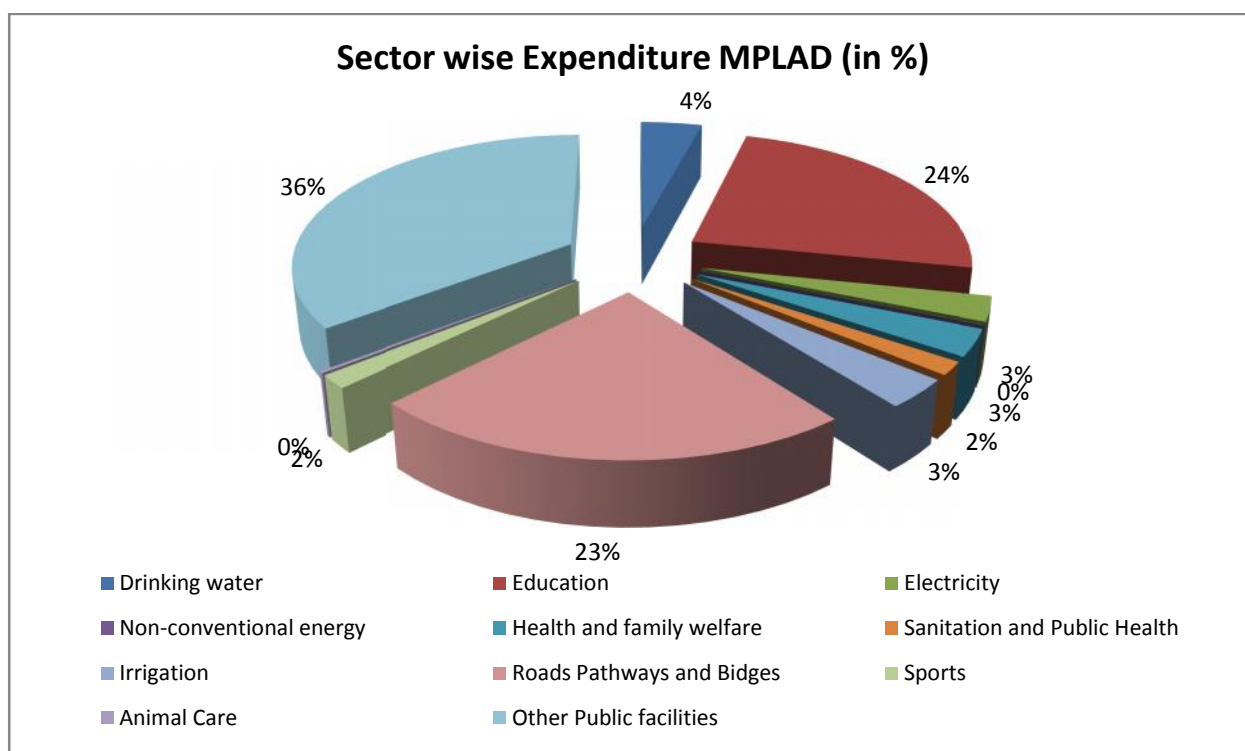
The sector wise utilisation picture looks gloomy as important and basic facilities like drinking water, electricity, sanitation, public health, roads and irrigation appeared to be neglected by the MPs.

- Expenditure on 'other public facilities' is the highest sector where MPs spent more than one third i.e. 35.46% (Rs. 7,35,93,87,058) followed by education 24.07% (Rs. 1,77,14,24,327) and roads, pathways and bridges 23.31% (Rs. 1,71,54,39,367)
- Expenditure in major and important sectors like drinking water (4.16%), health and family welfare (3.21%), irrigation (3.40%), electricity (2.95%), and sanitation and public health (1.57%) remains very poor and appears to be the least priority for the MPs of Odisha.
- Spending in non-conventional energy (0.03) and sports (1.06) remain extremely poor in spite of the pressing need to spend on these two sectors.

**Table-5: Sector wise utilisation of MPLAD funds (Rs.)**

Sector	Amount	%
Drinking water	306084872	4.16
Education	1771424327	24.07
Electricity	216932746	2.95
Non-conventional energy	2290000	0.03
Health and family welfare	236100862	3.21
Sanitation and Public Health	115384924	1.57
Irrigation	250528674	3.40
Roads Pathways and Bridges	1715439367	23.31
Sports	117640122	1.60
Animal Care	17924765	0.24
Other Public facilities	2609636399	35.46
<b>Total</b>	<b>7359387058</b>	

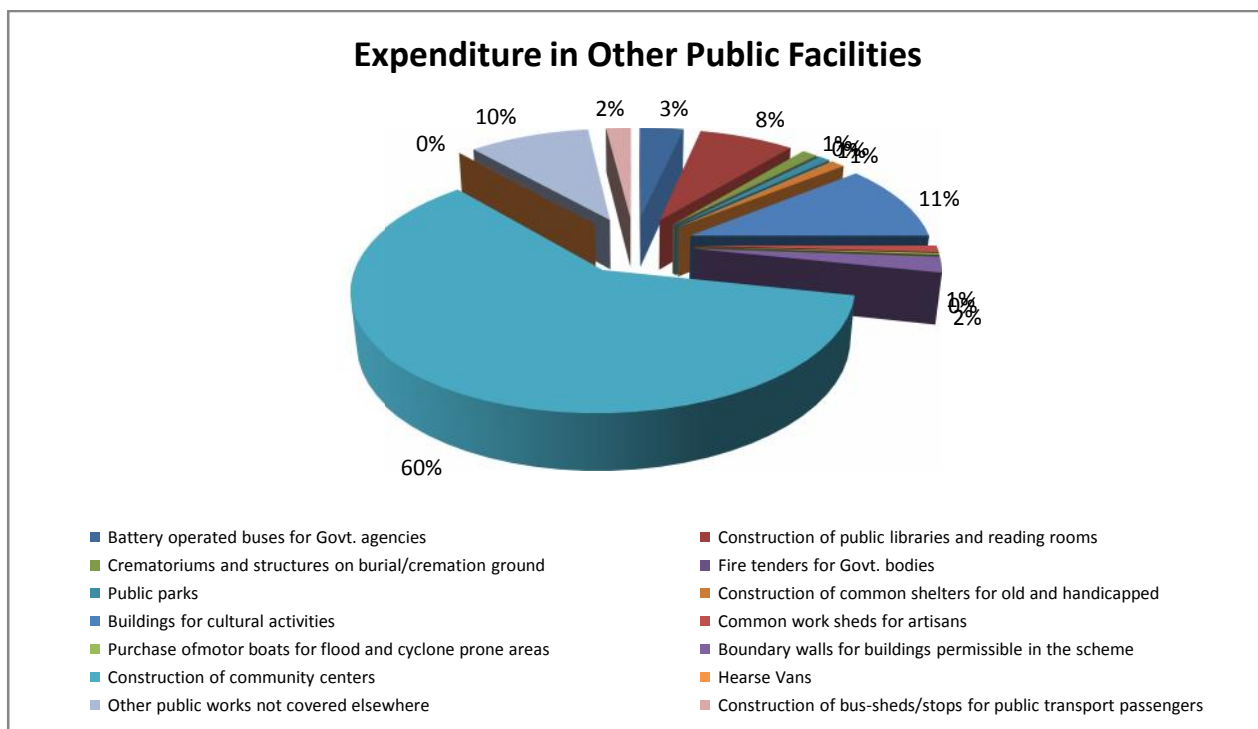
Source: <http://mplads.nic.in/>



### Expenditure in Other Public Facilities

- It is evident from the below that ‘construction of community centres’ (60.19%) dominates the expenditure in other public facilities followed by ‘building for cultural activities’ (10.7%), ‘other public works not covered elsewhere’ (9.54%) and ‘construction of public libraries and reading rooms’ (7.52%)

- But some important sectors like ‘common work sheds for artisans’ (0.91%), purchase of motor boats for flood and cyclone prone areas (0.21%), public parks (0.93%) and Hearse Vans (0.02%) appeared to be neglected.



**Table-6: Expenditure in other public facilities (Rs.)**

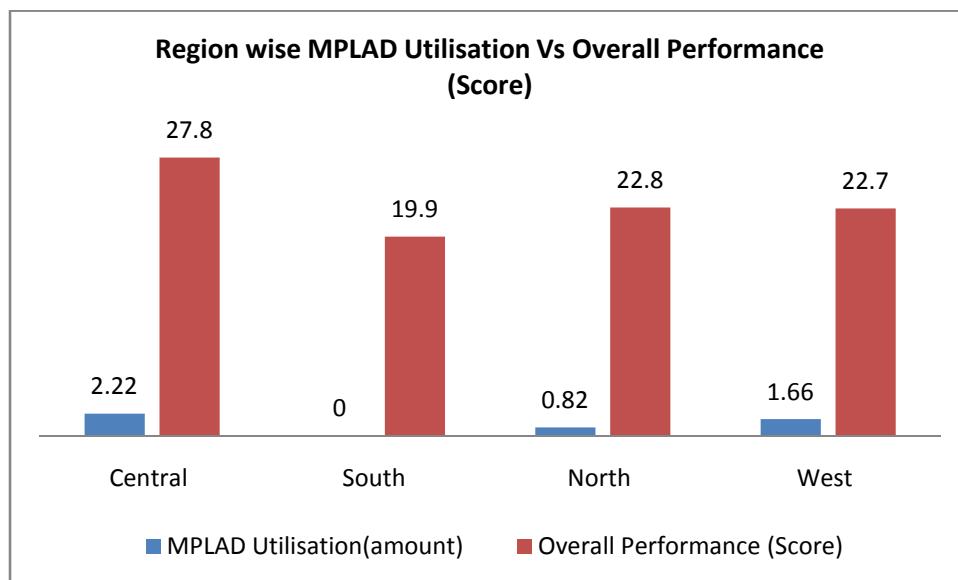
Sl. No	Scheme	No of works	Amount	%
1	Battery operated buses for Govt. agencies	2980	91133414	3.48
2	Construction of public libraries and reading rooms	2854	196883663	7.52
3	Crematoriums & structures on burial/cremation ground	453	31640955	1.21
4	Fire tenders for Govt. bodies	3	620000	0.02
5	Public parks	105	24281150	0.93
6	Construction of comm. shelters for old & handicapped	280	29621905	1.13
7	Buildings for cultural activities	1990	280050724	10.70
8	Common work sheds for artisans	547	23897950	0.91
9	Purchase of motor boats for flood and cyclone prone areas	21	5560000	0.21
10	Boundary walls for buildings permissible in the scheme	480	56560496	2.16
11	Construction of community centres	20363	1575196294	60.19
12	Hearse Vans	4	400500	0.02
13	Other public works not covered elsewhere	1852	249812190	9.54
14	Construction of bus-sheds/stops for public transport	555	51552159	1.97
<b>Total</b>		<b>32487</b>	<b>2617211399</b>	

Source: <http://mplads.nic.in/>

## Region wise utilisation

The state of Odisha is divided into four important regions south, central, north and west. In comparison to MPLAD fund utilisation and overall performance we found a different picture.

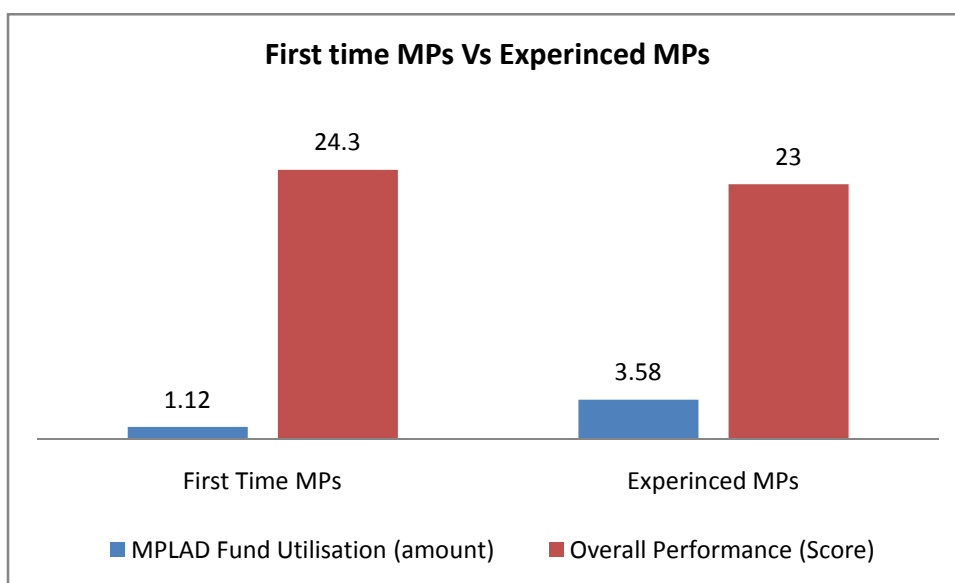
- MPs from central Odisha performed better in both utilisation and overall performance than other regions.
- MPs from north and west Odisha performed well in the overall performance but their utilisation of MPLAD funds are different.
- South Odisha MPs remains the worst in MPLAD fund utilisation and their overall performance also looks poor though the south Odisha region is the poorest regions in Odisha.



## Experience and utilisation

In a comparison to experienced MPs the first time elected MPs have shown some surprise with regard to both MPLAD funds utilisation and overall performance category.

- In case of MPLAD fund utilisation experienced MPs have performed well as compared to the new comers.
- But the newcomers have somewhat better position in case of overall performance in comparison with experienced MPs.



### Sansad Adarsha Gram Yojana

Recently the Prime Minister of India has introduced a new scheme Sansad Adarsha Gram Yojana (SAGY) with an objective to holistic development (personal, human, economic and social) of the identified Gram Panchayats. This includes basic facilities, livelihood, access to rights and to create models of local level development and effective local governance which can motivate and inspire neighbouring Gram Panchayats to learn and adapt. The approach will be leveraging the leadership, capacity, commitment and energy of the Members of Parliament (MP) to develop model Gram Panchayats.

- The all India figure of identification of Gram Panchayats by our MPs has been 492 out of 543 MPs.
- In case of Odisha most of the MPs (19 out of 21) have identified their Gram Panchayats under SAGY scheme.
- Two MPs Shri. Rama Chandra Handsa (Mayurbhanja) and Shri Tathagata Satapathy (Dhenkala) have not yet identified their GPs for development under the SAGY scheme.

**Table-7: MPs selection of GPs under Sansad Adarsha Gram Yojana (SAGY)**

Name of the MP	Constituency Name	District	Block/Sub-District	Gram Panchayats
Sh. Arka Keshari Deo	Kalahandi	Kalahandi	Thuamul Rampur	Sindhipadar
Shri Jhina Hikaka	Koraput	Koraput	Similiguda	Pitaguda
Shri Rabindra Kumar Jena	Balasore	Baleshwar	Raibania	Kalika
Ms. Sakuntala Laguri	Keonjhar	Kendujhar	Sainkul	Machhalo
Shri Bhartruhari Mahtab	Cuttack	Nayagarh	Fategarh	Karabara
Shri Balabhadra Majhi	Nabarangpur	Koraput	Boipariguda	Baligam
Shri Pinaki Misra	Puri	Puri	Chandanpur	Malatipatpur
Dr. Sidhant Mohapatra	Berhampur	Ganjam	JARADA	Kesaripada
Shri Jual Oram	Sundargarh	Sundargarh	Gurundia	Gurundia
Shri Baijayant 'Jaya' Panda	Kendrapara	Kendrapara	Derabish	Golarahat
Dr. Prasanna Kumar Patasani	Bhubaneswar	Khordha	Tangi	Pariorada
Sh. Nagendra Kumar Pradhan	Sambalpur	Sambalpur	Jamankira	Sarda

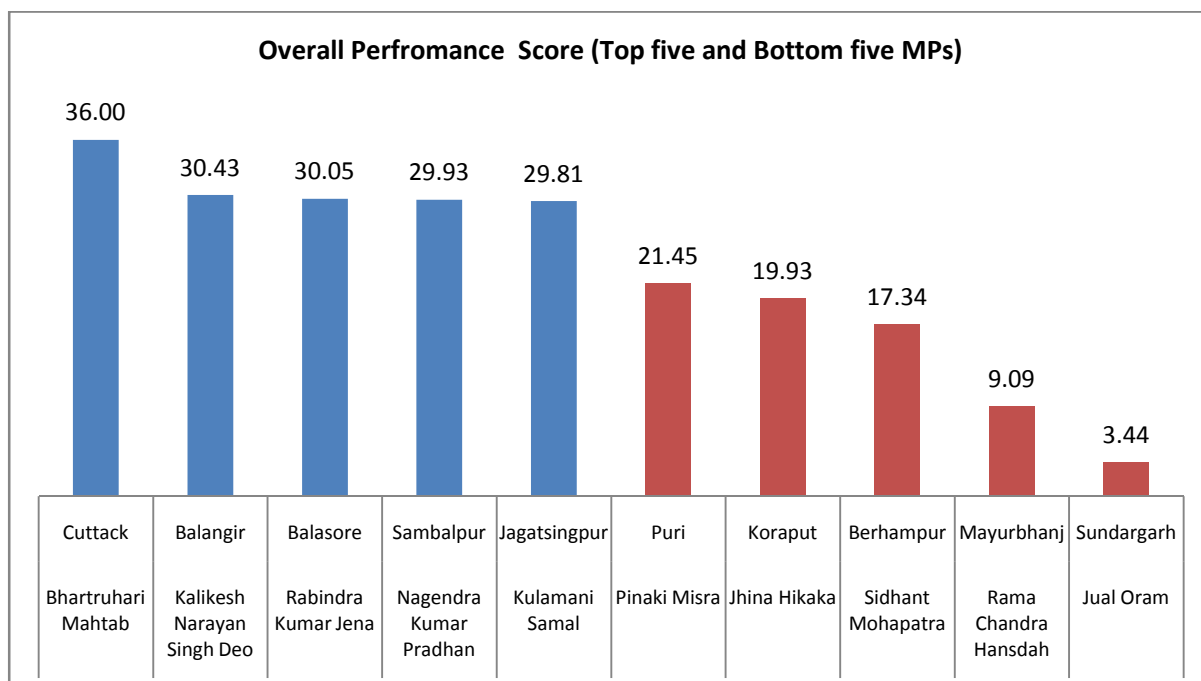
Dr. Kulamani Samal	Jagatsinghpur	Jagatsinghapur	Kujang	Bagoi
Shri Arjun Charan Sethi	Bhadrak	Bhadrak	Agarpada	Purusandha
Dr. Prabhas Kumar Singh	Bargarh	Bargarh	Bhatli	Sukuda
Smt. Pratyusha Raj. Singh	Kandhamal	Kandhamal	Phulabani	Bilabadi
Sh. Kalikesh N.Singh Deo	Bolangir	Balangir	Saintala	Budabahal
Shri Ladu Kishore Swain	Aska	Ganjam	Kabisuryanagar	Barida(a)
Dr. Rita Tarai	Jajpur	Jajapur	Jajpur Sadar	Bhubaneswarpur

Source: [http://164.100.72.105/mobile/reports/Dreports/SummarReport\\_chosenGP.aspx](http://164.100.72.105/mobile/reports/Dreports/SummarReport_chosenGP.aspx)

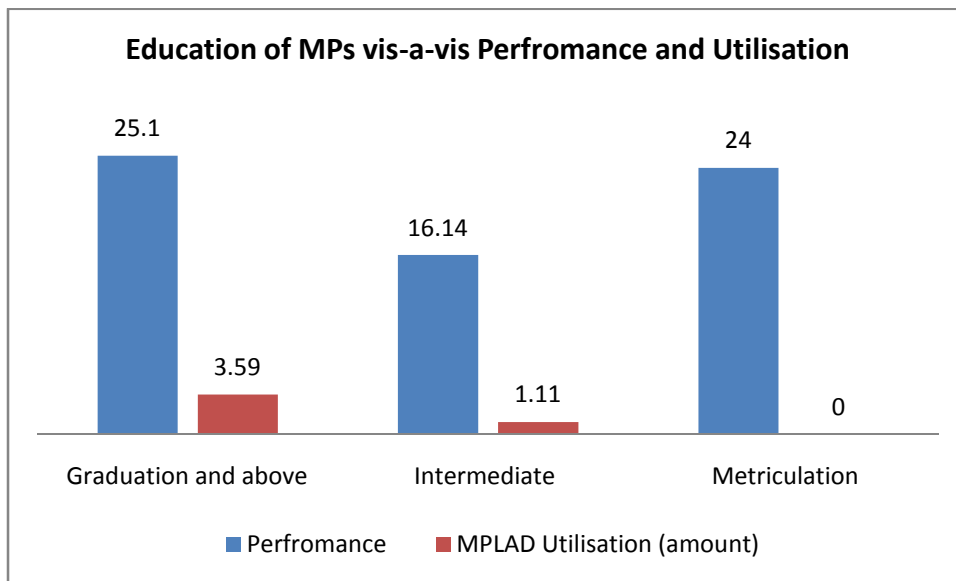
## Overall Performance

The overall performance of MPs has been calculated based on two major classifications, namely participation in parliamentary affairs and MPLAD fund utilisation. Participation has four important indicators like attendance, questions asked and participation in parliament debates. The top and bottom five MPs are stated in the chart below.

- Shri. Bhartruhari Mahatab, MP from Cuttack has secured highest position (36) among 21 MPs in Odisha followed by MP from Balangir Shri. Kalikesh N. Singh Deo (30.4) and Rabindra Kumar Jena, MP from Balasore (30.05).
- Jual Oram, MP from Sundargarh ranked as the lowest performer (3.44) among the 21 MPs in Odisha followed by Mayurbhanja MP Shri. Rama Chandra Hansdah (9.09), and Shri Sidhanta Mohapatra, MP from Berhampur (17.34).
- It is evident that only three MPs from Odisha (BJD) are able to score more than 30 on a scale of 100. 17 MPs from BJD and 1 MP from BJP have scored less than 30 which clearly depict their poor performance in the first in the parliament in 16<sup>th</sup> Loka Sabha.

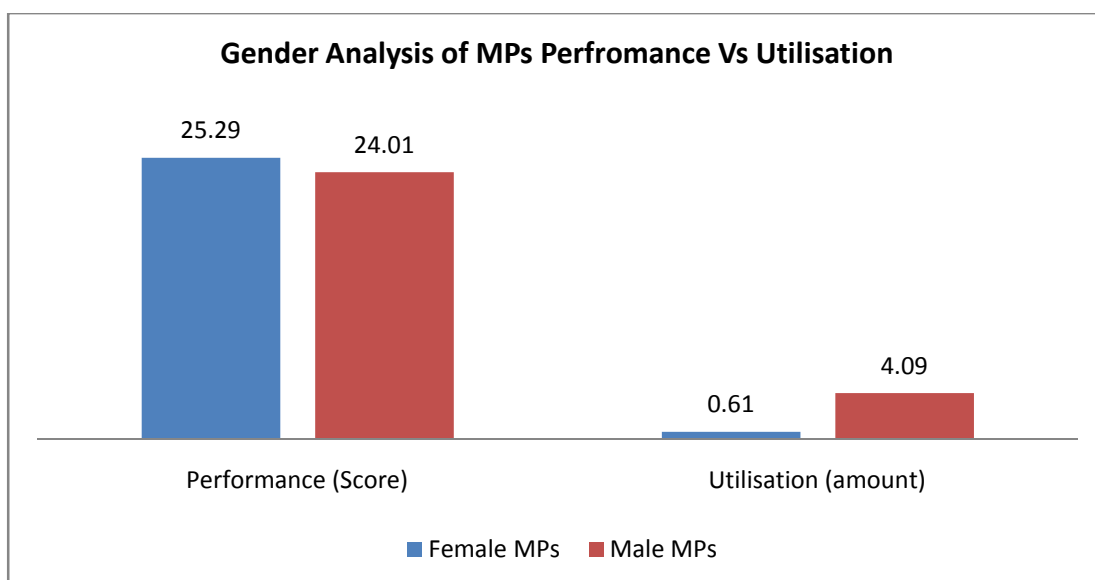


### Does higher education means better performance?



- It has been observed that 'yes' highly qualified MPs has scored well in the performance score
- Intermediary educated MPs has performed poor where as one MP who is matriculated has done well in the performance ranking.
- Similarly in case of MPLAD fund utilisation higher qualified MPS spent more than the lower qualified MPs in Odisha.

### Gender analysis of MPs Performance and MPLAD Fund Utilisation



- Female MPs has scored well in performance raking in comparison to male MPs in Odisha
- But in case of MPLAD fund utilisation it has been observed that there is significant difference among female and male MPs.



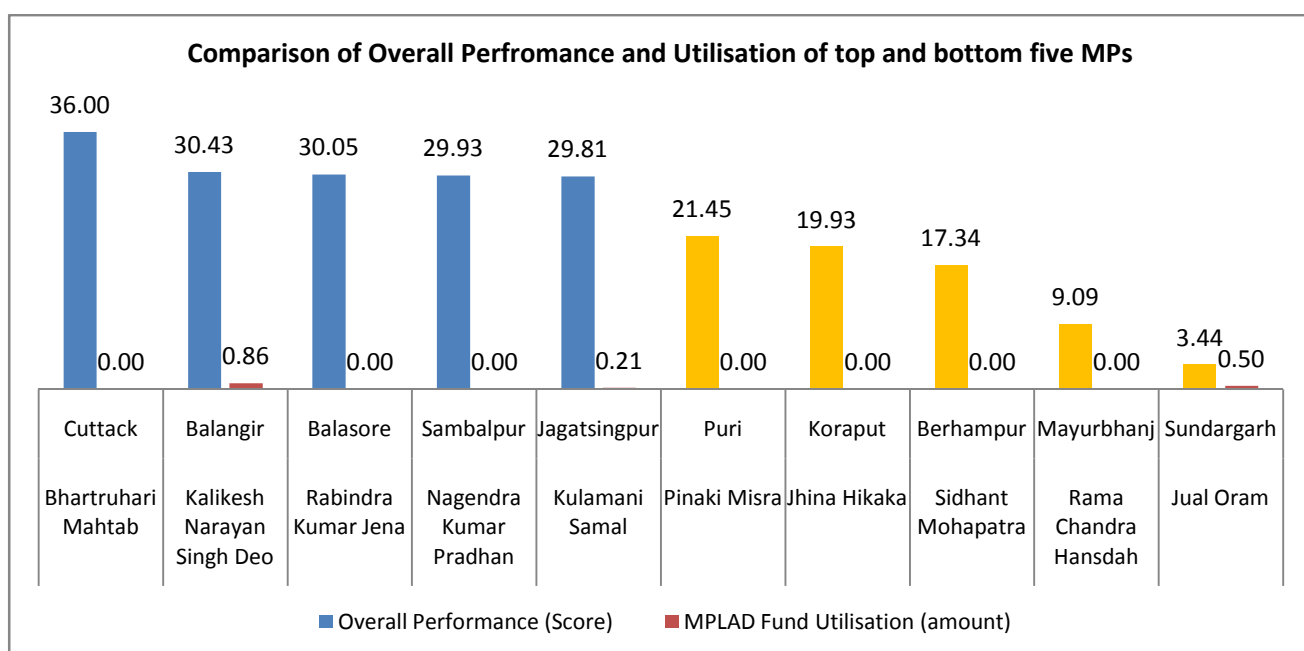
- Male MPs utilised an amount of Rs. 4.09 crore but females have only 0.61 crore.

### Overall Performer Vs MPLAD Fund Utilisation

In comparison to the overall performance and MPLAD fund utilisation of the top five and bottom five MPs, a different picture is seen.

The best performer MP with a score of 36 has not utilised a single paise from his MPLAD fund. Similarly another two MPs have not utilised single paise from their share of MPLADs.

But on the other hand the lowest performing MP has utilised Rs. 0.5 crore from his share of MPLAD fund. Another five low performing MPs have not utilised a single paisa from their MPLAD fund.



## Conclusion and Suggestions

### Conclusion

- Out of 21 MPs only three MPs in Odisha are able to cross 30 performance marks in a scale of 100 in overall performance. Shri. Bhartruhari Mahatab, (Cuttack) has secured highest position (36) and Sri Jual Oram (Sundargarh) ranked as the lowest performer (3.44).
- 13 MPs have not spent single paise from their share of MPLAD funds in Odisha. Dr. Prasanna Ku. Patasani (Bhubaneswar) has spent the highest amount of Rupees 1.3 crore (25.74%) from his available MPLAD funds of Rupees 5.05 crores and Shri. Tathagata Satapathy (Dhenkanal) the least with 0.1 crore (4%).
- Expenditure on 'other public facilities' is the highest sector where MPs spent more than one third i.e. 35.46% (Rs. 7,35,93,87,058). On the other hand expenditure in major and important sectors like drinking water (4.16%), health and family welfare (3.21%), irrigation

(3.40%), electricity (2.95%), and sanitation and public health (1.57%) remains very poor and appears to be the least priority for the MPs of Odisha.

- 'Construction of community centres' (60.19%) dominates the expenditure in other public facilities but some important sectors like 'common work sheds for artisans' (0.91%), purchase of motor boats for flood and cyclone prone areas (0.21%), public parks (0.93%) and Hearse Vans (0.02%) appeared to be neglected.
- MPs from central Odisha performed better in both utilisation and overall performance than other regions. Unfortunately South Odisha MPs remains the worst in MPLAD fund utilisation and their overall performance also looks poor though the south Odisha region is the poorest regions in Odisha.
- In case of MPLAD fund utilisation experienced MPs have performed well as compared to the new comers. But the newcomers have somewhat better position in case of overall performance in comparison with experienced MPs.
- It has been observed that 'yes' highly qualified MPs have scored well in the performance score. Similarly in case of MPLAD fund utilisation higher qualified MPS spent more than the lower qualified MPs in Odisha.
- Female MPs has scored well in performance raking in comparison to male MPs in Odisha. But in case of MPLAD fund utilisation it has been observed that there is significant difference among female and male MPs.

## Suggestions

- It has been observed that the elected representatives are not serious about their local area development and their poor participation in parliamentary affairs shows their weak political will.
- There is greater need of citizen participation to prioritise their needs and aspirations of development and also ensure greater transparency and accountability.
- MPs use MPLAD fund spending the entire funds on 'visible image building exercise' so as to enhance the chances of winning again. This has to be changed and people's priorities should be respected.
- What needs to be done to improve greater responsiveness and interest in the use of the MPLAD fund by MPs from Western and Southern region in Odisha where the needs are in fact greater
- MPs should give priority to the pressing challenges in basic necessary sectors like water and sanitation, public health, electricity and irrigation.
- Political parties and candidates should publicly disclose MPLAD fund utilization in their election manifesto and should give in writing to the voters for 100% efficient and better utilization.

## **About Youth for Social Development**

The **Youth for Social Development (YSD)** is a not-for-profit independent social research and development organisation aspiring to improve the lives of urban and rural poor in Odisha specifically the most vulnerable people, children, youth and women on issues related to governance, participation, youth and child development and climate change.

### **YOUTH FOR SOCIAL DEVELOPMENT**

6<sup>th</sup> Medical Bank Colony, Bapuji Nagar  
BERHAMPUR-760004, Ganjam, Odisha, INDIA

Tel: +91-680-3205464/2283398

E-mail: [info@ysdindia.org](mailto:info@ysdindia.org)

Website: [www.ysdindia.org](http://www.ysdindia.org)

[www.facebook.com/ysdindia](http://www.facebook.com/ysdindia)

[Twitter.com/ysdindia](https://twitter.com/ysdindia)